
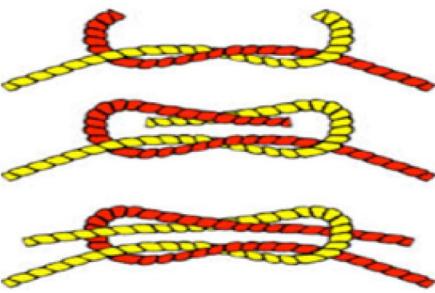

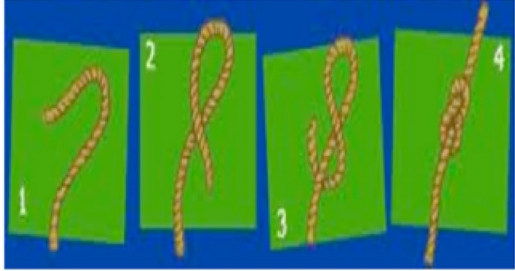

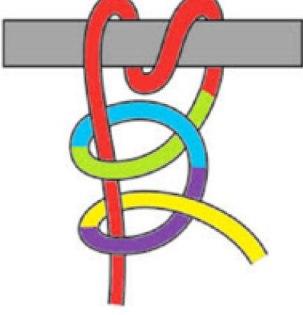





## Knots

Different knots are used for different kinds of sailing tasks. Read the chart below and use the pieces of rope provided to have a go at knotting your own.

What knot?	What's it for?	How do I tie it?
<p>REEF KNOT</p> 	<p>Tying a rope round something or tying two ropes together (as long as they are the same thickness). Traditionally used for tying reef points in a sail.</p>	
<p>FIGURE OF EIGHT</p> 	<p>A stopper knot tied at the end of a rope to stop it slipping through a block.</p>	
<p>ROUND TURN AND TWO HALF HITCHES</p> 	<p>Tying a rope to a post or a ring eg. For tying mooring lines.</p>	
<p>BOWLINE</p> 	<p>For making a secure loop in a rope. Used for attaching sheets to the corner of a sail.</p>	